



*Hello!*

'Patoki. Dom i las.'  
Welcome Book





# The Forest Cabin

A warm, cozy, and modern retreat amid the Bolimów Forest)

Finns have their hytte, in which they relax on holidays, and which they see as a second home.

A home that is close to nature, usually built in the forest. These small Scandinavian cottages sparked our idea of building a forest cabin in the Puszcza Bolimowska (Bolimów Forest).

For hundreds of years, people of the far north have been committed to living in balance with nature. They have learned that only by being close to the trees is it possible to calm one's mind. This is how the art of forest bathing came about.

These two aspects – home and forest – are the core of the philosophy that inspired us to create this retreat. On one hand, our cabin is a peaceful place surrounded by nature that allows you to rest, clear your head and organize your thoughts. On the other hand, it expresses our commitment to and respect for the natural world, and the awareness that we are guests in the forest and should adapt to its rhythm.



# *Patoki. Down i las.*

We are pleased that you have chosen Patoki as your holiday destination.

To make your stay in our forest cabin as pleasant and comfortable as possible, we have prepared for you this guide with a lot of practical information on the use of the house and adjacent infrastructure.

We are sure that the tips we included will make it easier for you to enjoy the comforts of this beautiful place.

# *Have a questions?*

*If you can't find the answers to your questions  
in this guide, please contact us at any moment  
throughout your stay.*

**Contact us:**

*Angelika*

+ 48 510 - 211 - 688


*Jan*

+48 500 - 120- 553





# *Puszcza Bolimowska*



Wycześniak 14K, 96-300 Puszcza Mariańska

## The forest cabin in the 'Puszcza Bolimowska' (Bolimów Forest).


The Patoki settlement is located at the southern limits of the Bolimowski Park Krajobrazowy (Bolimów Landscape Park) on the border of the Mazowieckie and Łódzkie voivodeships.

The most convenient access to Patoki is from state highway no. 70 (DK70) connecting the A2 motorway with the S8 expressway.

If you want to use your car in the area, you should use the same road you took to arrive at Patoki (in the village of Emilianów). Another option is a forest road towards the village of Jeruzal which is an extension of the black bicycle trail that runs right next to the field that can be seen from the parking lot. Also, you can drive towards the village of Sewerynów / Suliszew. Most cars (even those that are not 4x4) should be able to handle this road. We advise against driving towards the village of Doleck (over the bridge in Patoki) due to very deep faults in the forest road.

This route is perfect, however, for hiking or cycling.









However, the quality of the LTE signal in the forest can vary. During the day you should be able to use the network freely, but in the evenings it can be a bit more difficult because there is only one cellular transmitter for several villages in the area.

The GSM range inside the building is limited, but it is possible to make calls from outside of the cabin without interference.



## NETWORK NAME

Patoki Dom Guest

## PASSWORD

domilas22





# Check-in

from 4:00 pm

We're glad you're here.  
Make yourself comfortable and  
breathe in the forest.  
We wish you a pleasant stay.

# Check-out

by 11:00 am

On the day of departure, you  
should be ready to check out by  
11:00 am.

We usually arrive around 10:30 to  
complete the checkout with you.  
If you plan to leave earlier, please  
inform us via text message or  
phone.



# YOUR UNIQUE DOOR CODE

- It is made of four digits in a format: xxxx\*
- It only works during your stay
- You can use it to open the house and the utility building

For your safety and comfort, throughout the facility, there are electronic locks that open after entering the code.

We always send the door code in a text message to our guests on arrival and we leave it written down in a notebook on the table.

To open the door, enter your unique 4-digit code and confirm with an asterisk.

Entering the code and # key activates the alarm. To disable the alarm, enter the 4-digit code and press # again. Then, to open the door, type the code and confirm with an asterisk.

When you go out, you can just shut the cabin door, but please make sure they are closed properly.







*in the wilderness*

When choosing to stay and rest in the forest, remember that both, forest animals and nature, are the priority here.

We truly believe that eco-tourism and conscious traveling are more than empty advertising slogans.

The forest cabin is surrounded by beautiful pine forests. Deer, hares, foxes, elk, and many other species that live here do not like noise and prefer it when it is dark at night.

Remember not to leave any food or garbage bags outside, especially overnight, as they could attract forest animals.



What's  
what?

Cześć!

PATOKI  
Dziękuję  
za wszystko







## Shower or bathtub?

We all know how precious water is, especially nowadays, when it is increasingly lacking on our planet. That is why it is worth knowing where we obtain water from and how to best manage it during your stay in the forest cabin.

Thanks to the deep-water well located a few meters from the house, we can enjoy clean and safe water. For your comfort, we additionally treat and filter it so there are no impurities and bacteria, and the taste and smell are neutral.

Nevertheless, we recommend that you boil the water before drinking it.

Hot water is provided by a boiler installed in the kitchen. You don't need to operate this device, as water heating occurs automatically when you open the tap.

However, please remember that the capacity of the boiler is limited to 100 liters. A full bathtub of water has a capacity of 150 liters, so you need to use hot water sensibly. A full tank is enough for 2-3 showers one after another, provided that you haven't used all the hot water for a bath before :)



## Hot / cold

The main source of heat in the house is underfloor heating, which is based on infrared technology used, among others, in Finnish saunas. Therefore, the temperature you feel may be higher than what you see on the thermostats. Pay attention to this especially when you light a fire in the fireplace, because the felt air temperature can quickly rise to as high as 27 degrees.

For your comfort, you can manually control the underfloor heating in the kitchen and living room on two independent thermostats, which are located on the black wall opposite the entrance to the house. To set the temperature, touch the control screen anywhere, and when the screen lights up, use the up/down arrows to set the temperature.

The thermostats in both bathrooms work in the same way. Due to the relatively small floor area in the ground floor bathroom, it is good to set a higher temperature than the one you would like to feel (preferably in the range of 27-35 degrees).

There are electric radiators in the bedrooms. The instructions on using them can be found in the wardrobe on the first floor. Please make sure **not to cover the electric radiators** with anything, including towels or clothes. **This is a fire hazard!**



# Waste

## Let's segregate waste

We encourage you to segregate waste. It is good for our planet, and it makes waste management easier for us.

- garbage bins are located on the side wall of the utility building
- use green bins for bags with mixed waste
- use the black bin with a yellow lid for bags with segregated plastic and metal waste
- if you have glass waste, you can put it into the metal basket in the cupboard in the summer kitchen or leave it in the utility building
- do not leave any garbage bags in front of the house or anywhere outside – forest animals will quickly find and break them, spreading waste all over the area





*Safe*

*Please do not leave the campfire or any other things that burn (fireplace, candles, incense sticks) unattended!*

*Remember to keep the fire flame low (max. 1 meter). A flame that is higher than that may cause an uncontrolled spread of fire to dry forest bedding, and lead to a forest fire.*

*Before you go for a walk or go to sleep please make sure the campfire has been put out. We are surrounded by four walls of the forest, and the buildings are 90% made of wood and flammable materials - therefore, we hope you understand why careful handling of fire is so important to us.*

*Never place any objects (especially fire starters or electronic devices) on the fireplace. The stove is made of cast iron and heats up very quickly!*

*For your safety, we have equipped the facility with two fire extinguishers.*

*One is located on the terrace next to the summer kitchen, and the other in the utility*



# Rules

1

## Smoking

Smoking is strictly prohibited in the buildings. That includes e-cigarettes, vapes, smokeless tobacco, and any other smoking products. Smoking outside is allowed, but we ask you to do it with caution and not throw cigarette butts on the forest bedding as they may cause a fire.

2

## Pets

Domestic animals are welcome here but forest animals have priority. Dogs should be walked on a leash. There is a foxhole on the premises and we do not want any animal to suffer if it comes to a standoff. In the utility building, you will find bowls for dogs and small waste bags to clean up after your pet.

3

## Quiet hours in the Forest

The forest likes silence. We are sure that you too have chosen this place to enjoy the peacefulness and quietness of nature. Remember this especially at night, when forest animals come out of their burrows.

4

## Outdoor lighting

When you go to sleep, please turn off the outdoor lighting, especially the festoon lights on the terrace side. Forest animals at night feel much better in the dark. If you feel safe with that, you can also turn off the lighting at the woodshed.

5

## Slippers

We encourage you to walk around the house in slippers or simply in socks - particularly because the stairs and wooden floors upstairs do not like dirty shoes ☺

# When you go out...

- check if the cabin door is properly closed
- make sure that the terrace doors are closed (handles in the upright position)
- turn off the light inside the house
- turn off the radiators in the bedrooms (it is best to remove the plugs from the sockets)
- turn off the water :)
- do not leave chargers or any other electronic devices connected to electricity





# Wood

## Manage responsibly

Wood for the campfire and fireplace is included in the price of the stay. However, we ask you to manage this raw material sensibly, especially when you use it for the campfire.

Wood for the hot tub is additionally payable within one-time service fee.

- Use only small logs in the fireplace. That means that an average log of wood from a woodshed should be chopped into at least 4 pieces.
- Use ONLY the fire starter available at home (on the shelf next to the boiler) and in the utility building.
- Keep the campfire flame a maximum of 1 meter high.
- In the summer, use the wood available on the forest floor: brushwood as a fire starter, and the larger branches to keep the fire burning.



# Terrace and summer kitchen

created as a place for celebrating and sharing meals,  
enjoying morning coffee, as well as basking  
in the rays of the afternoon sun

1

Barbecue. It is our national sport. Therefore, we equipped the summer kitchen with an electric barbecue with a cast iron grill. For safety reasons, the use of other grilling devices is prohibited.

2

Terrace furniture. Please use it only on the terrace, except for deckchairs, which you can set up wherever you want. They are particularly nice to sit on by the campfire.

3

Summer cinema. In one of the beams on the terrace, there are hooks on which you can hang the projector screen. You will find an extension cord for the projector in one of the cupboards of the summer kitchen.







## *Utility building*

You can use the utility building, which is located next to the parking lot. There, you will find bicycles, sleds, leisure equipment, hot tub equipment, pillows and blankets for outdoor use, a cauldron for the campfire, and many other useful things.

There is also a small sideboard with local delicacies. The price list and payment methods are on the table next to it.

If you need an auxiliary table by the campfire, hot tub, or on the terrace, you can use the small table from the utility building.





# Hot Tube

## Conditions of use

Bathing in a hot tub, especially in winter, is an extraordinary experience and a very healthy ritual. We want it to be safe, so we ask you to follow some rules.

- Only the staff of the facility can fill the tub with water.
- Make sure that there is at least 10 cm of water above the upper hole inside the tub before you start to burn wood in the stove.
- Periodically check the water temperature with a thermometer which you will find in the utility building. Leave the thermometer in the water to monitor the temperature during bathing.
- Water temperature should not exceed 39 degrees Celsius.
- When using the wood-burning stove to warm the water up, make sure that the stove chamber is filled with wood in  $\frac{2}{3}$  at all times.
- Remember that 1 hour of burning wood in the stove raises the temperature of water by about 10 degrees.
- Make sure to handle fire carefully, especially when the forest bedding is dry.
- Do not put any objects on the wood-burning stove.
- DO NOT EMPTY THE WATER FROM THE TUB at any point of your stay. The wood-burning stove must be cold, therefore we ask you to leave emptying the tub to the staff.





## *Breakfast baskets*

If you ordered breakfast baskets,  
you can expect delivery between 8:30 - 9:00 am.

The supplier will leave the basket on the table  
in the utility building or by the cabin door.

Out of concern for the environment,  
we ask you to leave used jars in  
the wicker basket in the utility building.



## *Patoki & Friends*

In Patoki, we pay special attention to quality. Therefore, we invited our friend businesses to provide some lovely details to make your stay with us even more enjoyable.

Help yourself to coffee or tea from the "Warsztat Herbaty".

Try artisanal cosmetics by "Nali Natural".

Feel the scent of natural soy candles made by "Świece. Woski. Po prostu".

Discover the art of rocking in the hammocks by "Fly Hamak".



# In case of

*an emergency*



## District General Hospital in Skierniewice

Address: ul. Stanisława Rybickiego 1, Skierniewice  
Phone number: **46 834 07 00**




## City Headquarters of the State Fire Service

Address: Aleja Macieja Rataja 4, Skierniewice  
Phone number: **46 833 36 11** or **112**



## Family medicine outpatient clinic

Address: ul. Króla Jana Sobieskiego 42,  
Puszcza Mariańska  
Phone number: **46 831 81 19**



## Energy emergency service

Phone number: **991**



*Breathe in the forest...*